

WRT4124-84, 6 Amp Relay with Integral Controller (4) IR Address Setting

WR3416-84, 6 Amp Relay with Integral Controller (4) DIP Switch Setting



Figure 1. WRT4124-84 6 Amp Relay with Integral Controller (4)



Figure 2. WR3416-84 6 Amp Relay with Integral Controller (4)

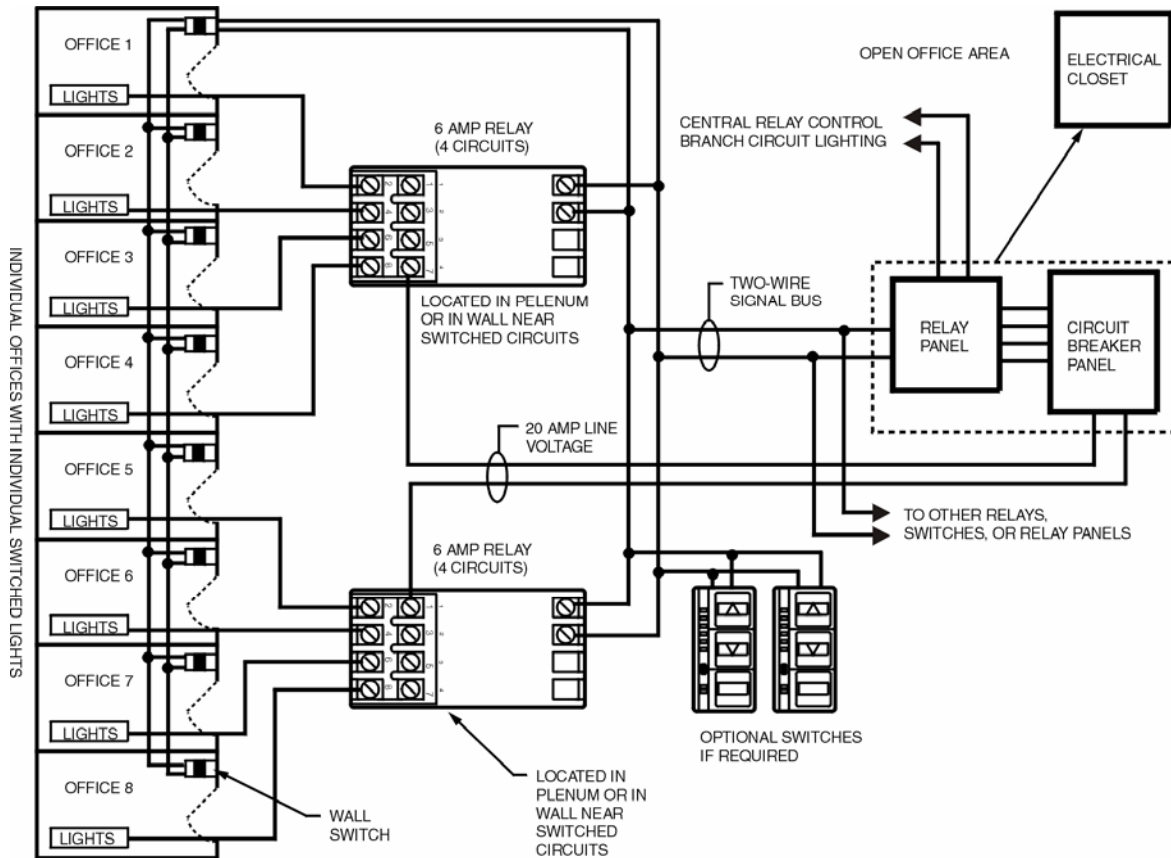
General

The WRT4124-84 6 Amp Relay with Integral Controller (4) and WR3416-84 6 Amp Relay with Integral Controller (4) are four-address relay controllers integrated with four independent, single-pole 6 amp mechanically latching line voltage relays. They receive signals from the NexLight signal bus and provide On/Off control of lighting and other electrical loads. They can also handle pilot duty loads.

Since they receive both the operating power and signal from the network, they can be remotely located for convenient installation. Significant line voltage wiring reductions can be achieved by locating them near the load location. Figure 11 shows a typical application.

Features

- Provide On/Off control of lighting and other electrical loads using mechanically latching relays.
- Provide manual On/Off override of all four relays (WRT4124-84 only).
- Provide unique address selection and control of one to four addresses.
- Provide four independent, single-pole relays.



M5313A

Figure 3. WRT4124-84 and WR3416-84 typical application.

- Addressed as follows:
 - WRT4124-84 using the WRT9500-8 Address Setting Unit or WRT9600-8 Address Setting and Programming Unit.
 - WR3416-84 using DIP switch.
- Allow either centralized panel mounting or remote mounting in a plenum or wall box as allowed by local codes.
- Allow each Relay integrated into the relay controller to have a unique address. The prefix is the relay controller number (0 through 63) and the suffix is the relay number (1 through 4).
- Provide relay status feedback to NexLight switch LEDs or host PC (if provided).
- Mount on WR9910-8 Mounting Strap (requires two spaces).
- Fully compatible with Honeywell LiteCom® system.

Specifications

Model:

WRT4124-84 6 Amp Relay with Integral Controller (4)- IR.

WR3416-84 6 Amp Relay with Integral Controller (4)- DIP.

Electrical Inputs (Signal):

Voltage: 24VDC, Class II.

Current:

WRT4124-84: 2.3 mA.

WR3416-84: 1.2 mA.

Electrical Outputs (Contact Side):

WRT4124-84:

6A, 300 Vac; 1/4 HP at 125 Vac, 250 Vac (General Use).

6A, 120 Vac (tungsten).

6A, 300 Vac (ballast).

WR3416-84:

6A, 277 Vac (General Use); 1/4 hp at 120/277 Vac, 250 Vac.

Weight in lb (kg):

0.375 (0.17).

Approval Bodies:

Underwriters Laboratories (UL) Listed.

Canadian Standards Association (CSA) Approved.

Dimensions:

See Figure 4 and Figure 5.

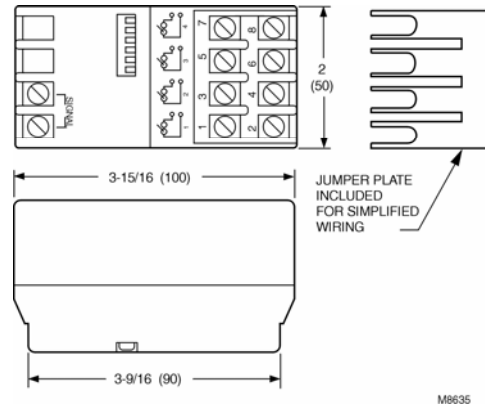


Figure 4. WRT4124-84, 6 Amp Relay with Integral Controller (4) dimensions in inches (mm).

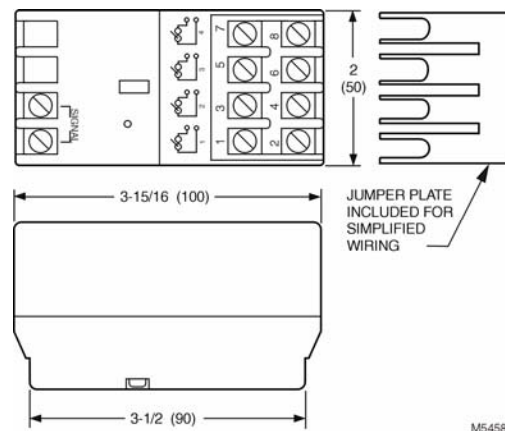


Figure 5. WR3416-84, 6 Amp Relay with Integral Controller (4) dimensions in inches (mm).